



Models 36760-0115 Flangemount
 36760-0220 Flangemount
 36770-0115 Flexmount
 36770-0115 Flexmount

CONTINUOUS DUTY 4" BLOWER

- 115 VOLT AC, 60 Hz
- 220 VOLT AC, 50 Hz

FEATURES

- Extended Life Induction Motor
- Tough Reinforced Thermoset Plastic Housing
- Continuous-Duty Motor with Thermal Overload Protection
- Flangemount Mounts to any Flat Surface
- Flexmount Universal Bracket Permits Outlet to Face any Direction
- Slip-on Inlet Ducting Connection
- Efficient High Volume Air Flow
- Low Current Draw
- Corrosion-Resistant Materials Throughout

WARNING
 Explosion hazard. Motor can spark. Explosion & death can occur. Do not use where flammable vapors are present.

APPLICATION

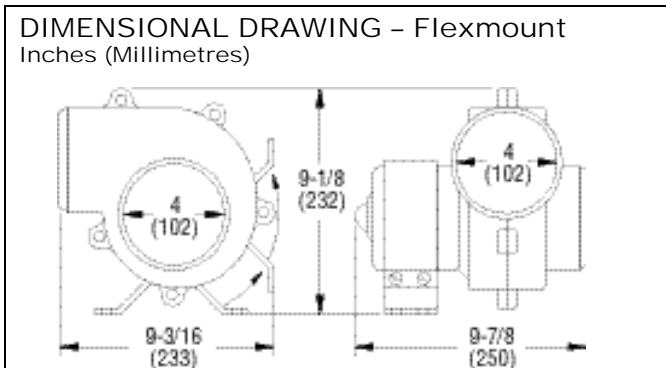
The Jabsco AC blowers are ideal for ventilating equipment areas. They may also be used for engine room ventilation on vessels with **diesel powered engines only**. THIS BLOWER IS NOT IGNITION PROTECTED. DO NOT USE TO EXHAUST FLAMMABLE VAPORS SUCH AS GASOLINE FUMES OR MOUNT IN AN AREA WHICH MAY CONTAIN FLAMMABLE VAPORS. The blower is also suitable for general air circulation when AC power consumption is preferred.

FLEXMOUNT INSTALLATION

Mount blower on flat bulkhead surface in highest part of compartment free from spray or deck wash. Blower may be rotated in mounting bracket to facilitate the shortest route of ducting.

SPECIFICATIONS - Flexmount

Model	Air Flow	Voltage	Amps	Fuse Size	Weight lb(kg)
36770-0115	250 CFM (7.0 m ³ /min)	115 AC 60Hz	1.5	2A AGC	9 (4.1)
36770-0220	200 CFM (5.6 m ³ /min)	220 AC 50 Hz	.35	.5A AGC	9 (4.1)



Flexmount

Flangemount

Models 36760 & 36770

WIRING

All wiring should be done by a qualified electrician and conform with regulations. A minimum of 16 gauge THW wire should be used for lengths of up to 50 feet from the power source. A separate ground wire should be secured to the grounding wire attached to the motor case and connected to a common ground. A switch of minimum 2 Amp rating may also be installed in the hot electrical lead (between breaker and blower) to control blower operation. The neutral conductor should be connected directly from the neutral buss to the blower motor.

WIRE COLOR CODE

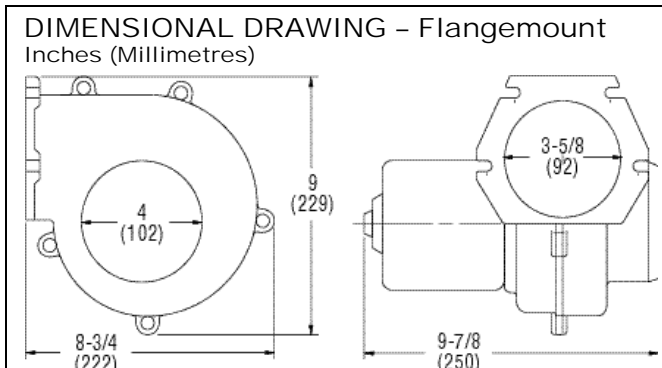
Models	Ground (earth)	Common (neutral)	Line (positive)
115 Volt	Green	White	Black
220 Volt	Green/Yellow	Blue	Brown

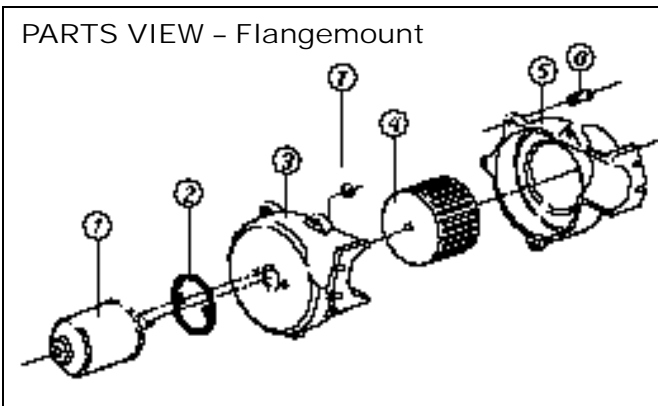
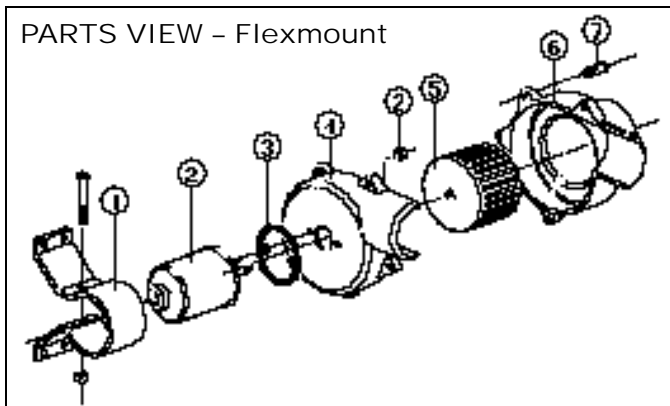
FLANGEMOUNT INSTALLATION

The blower housing flange should be mounted on a flat bulkhead surface. Selection of a dry cool location will prolong motor life. When location is selected, cut a 3-5/8" hole through bulkhead to align with discharge port of blower. Secure discharge port flange to bulkhead using #10 screws and flat washers. Tighten screws evenly to avoid flange damage.

SPECIFICATIONS - Flangemount

Model	Air Flow	Voltage	Amps	Fuse Size	Weight lb(kg)
36760-0115	250 CFM (7.0 m ³ /min)	115 AC 60Hz	1.5	2A AGC	8 (3.6)
36760-0220	200 CFM (5.6 m ³ /min)	220 AC 50 Hz	.35	.5A AGC	8 (3.6)



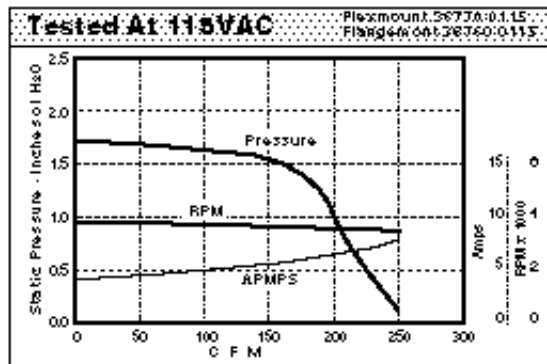
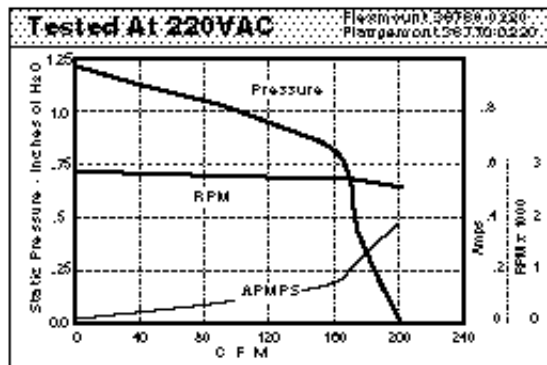
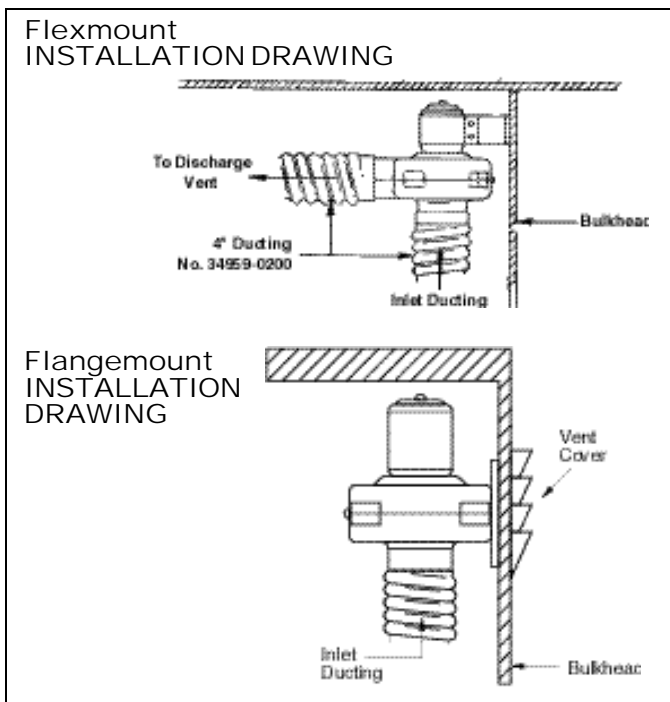


PARTS LIST - Flexmount

Key	Description	Qty.	Part Number
1	Bracket Assembly (includes screw & nut)	1	35595-1000
2	Motor Kit 115 VAC Motor Kit 220 VAC (includes mounting nuts)	1	18753-0607 18753-0625
3	Gasket	1	
4	Blower Housing	1	35645-0000
5	Blower Wheel	1	35714-0000
6	Blower Housing	1	35644-0000
7	Screw 8 x 5/8 SS Self Tapping Pan Head	5	35508-0000

PARTS LIST - Flangemount

Key	Description	Qty.	Part Number
1	Motor Kit 115 VAC Motor Kit 220 VAC (includes mounting nuts)	1	18753-0607 18753-0625
2	Gasket	1	
3	Blower Housing	1	35706-0000
4	Blower Wheel	1	35714-0000
5	Blower Housing	1	35705-0000
6	Screw 8 x 5/8 SS Self Tapping Pan Head	5	35508-0000



Maximum Static Pressure – 1.7 in. H₂O (115 VAC)
1.2 in. H₂O (220 VAC)

Jabasco



U.S.A.
Jabasco
20 Icon
Foothill Ranch, CA 92610-3000
Tel: 949.609.5106
Fax: 949.859.1254

UNITED KINGDOM
Jabasco
Bingley Road, Hoddesdon
Hertfordshire EN11 0BU
Tel: +44 (0) 1992 450145
Fax: +44 (0) 1992 467132

CANADA
Fluid Products Canada
55 Royal Road
Guelph, Ontario N1H 1T1
Tel: (519) 821.1900
Fax: (519) 821.2569

JAPAN
NHK Jabasco Company Ltd.
3-21-10, Shin-Yokohama
Kohoku-Ku, Yokohama, 222
Tel: 045.475.8906
Fax: 045.475.8908

GERMANY
Jabasco GmbH
Oststrasse 28
22840 Norderstedt
Tel: +49-40-53 53 73 -0
Fax: +49-40-53 53 73 -11

THE PRODUCTS DESCRIBED HEREIN ARE SUBJECT TO THE JABSCO ONE YEAR LIMITED WARRANTY, WHICH IS AVAILABLE FOR YOUR INSPECTION UPON REQUEST.